

WIN GOLD for SYNTHETIC PHONICS



The 2012 Olympic Games are around the corner, so we have designed a fun synthetic phonics game to get into the Olympic team spirit!




Instructions:

1. Put children in pairs
2. Print out the medal templates and picture clue card (unit 2 has been prepared for you), duplicate this so each pair of children has a set
3. Cut out the medals and cut along the jigsaw lines
4. Mix all medal puzzle pieces up
5. Give each pair a set of medal puzzle pieces and picture cards
6. Each pair solves the puzzle by recreating the words with the pieces


For an extra challenge, why not have the children see if they can win gold in spelling?

1. Print out blank medals and hand them out to each pair
2. Have them come up with three words which use the target phonemes and write them on the medals, making sure one phoneme is each of the three jigsaw pieces, e.g. c/a/t or t/oa/d
3. Then, they can cut out each medal along the jigsaw lines and give their puzzle to classmates to solve!

Unit 2 Clue Card



Empty Clue Card Template



Unit 2 Medal Templates



Empty Medal Templates

