







Scope and Sequence - Synthetic Phonics Schedule



When	Resources	Grapheme-Phoneme Correspondences (GPCs)	Camera Words	Pedagogy	Formal Assessment
Kindergarten					
Kindergarten Term 1	<p>Basic Code Pack</p> <p>Plus: Power Pack 1 Synthetic Phonics Take Away 1 Magnetic Letters</p>	<p>Unit 1 s m c t g p a o</p> <ul style="list-style-type: none"> Phonological awareness Nursery rhyme unit Phonemic awareness Extensive teacher reading Reading captions/ sentences in flip books Writing captions/ sentences from flip books 	 <p>Unit 1 l, the, was, to, are, she</p>	<ul style="list-style-type: none"> Automatic grapheme phoneme recognition Blending for reading Segmenting for spelling Reading and beginning to spell camera words <p>Vocabulary letter, word, rhyme sound, sounds, phoneme, graph, grapheme, blending, segmenting</p>	<ul style="list-style-type: none"> ✓ Concept of a word ✓ Clapping syllables ✓ Rhyme detection ✓ Phoneme manipulation ✓ Recognising GPCs ✓ Blending simple (CVC) words ✓ Segmenting simple (CVC) words ✓ Camera word reading ✓ Camera word spelling <p>EXTENSION Reading captions Writing captions</p>
Kindergarten Term 2 & 3	<p>Basic Code Pack</p> <p>Plus: Power Pack 1 Synthetic Phonics Take Away 1 Magnetic Letters</p>	<p>Unit 2 r l d b f h i u</p> <p>Unit 3 v w y z j n k e</p> <p>Introduce notion of single phoneme with more than one representation</p> <p>Unit 4 ll ff ss zz</p> <p>EXTENSION (I ll le, s ss, f ff, z zz) (b bb d dd p pp, m mm, n nn, t tt, g gg, r rr)</p>	 <p>Unit 2 day, of, a, he, today, for</p> <p>Unit 3 all, is, me, no, they, said</p> <p>Unit 4 you, play, this, come, my, have</p>	<ul style="list-style-type: none"> Automatic grapheme phoneme recognition Blending for reading Segmenting for spelling Reading and beginning to spell camera words 	<ul style="list-style-type: none"> ✓ Recognising GPCs ✓ Blending simple words ✓ Reading decodable texts ✓ Segmenting simple words ✓ Reading decodable captions and sentences ✓ Writing decodable captions and sentences ✓ Camera word reading ✓ Camera word spelling <p>EXTENSION Reading sentences Writing sentences</p> <p><i>Level 4 and above PM Benchmark</i></p>




<p style="writing-mode: vertical-rl; transform: rotate(180deg);">Kindergarten Term 4</p>	<p>Basic Code Pack</p> <p>Plus: Power Pack 1 Synthetic Phonics Take Away 2</p>	<p>Unit 5 sh ch th wh</p> <p>Unit 6 ck ng qu x</p> <p>One phoneme, many representations: c (cat) k (kitten) ck (duck)</p>	 <p>Unit 5 like, do, says, what, going, give</p> <p>Unit 6 away, see, look, very, once, we</p>		<p>Same as terms 2 & 3</p>
---	--	--	--	--	--------------------------------

Year 1

<p style="writing-mode: vertical-rl; transform: rotate(180deg);">Year 1 Term 1</p>	<p>Advanced Code Pack</p> <p>Plus: Power Pack 1 Synthetic Phonics Take Away 2</p>	<p>Unit 2 ee ea y e e_e ey ie i</p> <p>Review the assessment data from kindergarten. Screen only as necessary</p> <p>Revise all known Grapheme Phoneme Correspondences (GPCs) VC, VCC, CCVC, CVCC, CCCVC etc. and compound words must be known</p> <p>Introduce common long vowel representations and then introduce rare representations</p>	 <p>Unit 1 one, some want, many, love, has</p> <p>Unit 2 people, live, brother, sister, house, where</p>	<ul style="list-style-type: none"> • Automatic grapheme phoneme recognition • Blending for reading • Segmenting for spelling • Reading and spelling camera words 	<ul style="list-style-type: none"> ✓ Recognising GPCs ✓ Blending simple and compound words ✓ Segmenting simple and compound words ✓ Reading decodable texts ✓ Writing texts ✓ Camera word reading ✓ Camera word spelling <p><i>Level 4 and above PM Benchmark</i> <i>Below 4 – Phonics assessments</i></p>
---	---	--	---	--	---

<p style="writing-mode: vertical-rl; transform: rotate(180deg);">Year 1 Term 2</p>	<p>Advanced Code Pack</p> <p>Plus: Power Pack 1 + 2</p>	<p>Unit 3 i igh y ie i_e</p> <p>Unit 4 o oa ow o_e oe ough</p>	 <p>Unit 3 her, out, there, about, his, down</p> <p>Unit 4 because, two, another, more, here, our</p>	<ul style="list-style-type: none"> • Automatic grapheme phoneme recognition • Blending for reading • Segmenting for spelling • Reading and spelling camera words 	<ul style="list-style-type: none"> ✓ Recognising GPCs ✓ Use all known GPCs to read words ✓ Use all known GPCs to spell words ✓ Camera word reading ✓ Camera word spelling ✓ Reading longer sentences and simple texts incorporating camera words ✓ Writing sentences and paragraphs incorporating camera words <p><i>Level 4 and above PM Benchmark, screen students below</i></p>
<p style="writing-mode: vertical-rl; transform: rotate(180deg);">Year 1 Term 3</p>	<p>Advanced Code Pack</p> <p>Plus: Power Pack 1 + 2</p>	<p>Unit 5 a ai ay a_e ea eigh ey ei</p> <p>Unit 6 oo ew ue u_e ui ou</p> <p>(yu) ue ew u_e</p>	 <p>Unit 5 friend, their, were, your, could, four</p> <p>Unit 6 half, first, good, girl, saw, would</p>	<ul style="list-style-type: none"> • Automatic grapheme phoneme recognition • Blending for reading • Segmenting for spelling • Reading and spelling camera words 	<p>Same as term 2</p>

<p style="writing-mode: vertical-rl; transform: rotate(180deg);">Year 1 Term 4</p>	<p>Advanced Code Pack</p> <p>Plus: Power Pack 1 + 2</p>	<p>Unit 7 Revise 5 long vowel phonemes in a mixed unit</p> <p>Emphasise code overlap ie (pie) ie (thief) ea (seat) ea (great) y (sky) y (yes) y (symbol) y (happy)</p> <p>Ensure all GPCs are automatic for reading and spelling</p> <p>Emphasise reading of more complex texts</p>	<div style="text-align: center;"></div> <p>Revision of camera words from all units</p>	<ul style="list-style-type: none"> • Automatic grapheme phoneme recognition • Blending for reading • Segmenting for spelling • Reading and spelling camera words 	<p>Same as term 2</p>
Year 2					
<p style="writing-mode: vertical-rl; transform: rotate(180deg);">Year 2 Term 1</p>	<p>Complete the Code Pack</p> <p>Plus: Power Pack 1 + 2</p>	<p>Unit 1 r rr wr rh</p> <p>Unit 2 oi oy uoy</p> <p>Unit 3 ph f ff ugh ft</p> <p>Review assessment of year 1 and screening as necessary</p>	<div style="text-align: center;"></div> <p>Screening revision of all camera words taught</p>	<ul style="list-style-type: none"> • Automatic grapheme phoneme recognition • Blending for reading • Segmenting for spelling • Reading and spelling camera words 	<ul style="list-style-type: none"> ✓ Recognising common and rare GPCs ✓ Use all known GPCs to read words ✓ Use all known GPCs to spell words ✓ Camera word reading ✓ Camera word spelling ✓ Reading and writing sentences and paragraphs incorporating camera words <p><i>Level 4 and above PM Benchmark, screen students below</i></p>

<p>Year 2 Term 2</p>	<p>Complete the Code Pack</p> <p>Plus: Power Pack 1 + 2</p>	<p>Unit 4 ow ou ough</p> <p>Unit 5 c ce s se ss sc st ps</p> <p>Unit 6 u oo oul o</p> <p>Unit 7 a ar ear er au</p>	<p></p> <p>Set 3 camera words</p>	<ul style="list-style-type: none"> • Automatic grapheme phoneme recognition • Blending for reading • Segmenting for spelling 	
<p>Year 2 Term 3</p>	<p>Complete the Code Pack</p> <p>Plus: Power Pack 1 + 2</p>	<p>Unit 8 ir er ur or ear</p> <p>Unit 9 or au aw al ore oor ough ough our oar ar</p> <p>Unit 10 air ear ere are eir</p> <p>Unit 11 i dge ge g gg</p>	<p></p> <p>Set 3 camera words</p>	<ul style="list-style-type: none"> • Automatic grapheme phoneme recognition • Blending for reading • Segmenting for spelling 	<p>Same as term 1</p>
<p>Year 2 Term 4</p>	<p>Complete the Code Pack</p> <p>Plus: Power Pack 1 + 2</p>	<p>Unit 12 ch tch tu</p> <p>Unit 13 sh ci ti si ch</p> <p>Unit 14 s si ge z</p> <p>Revision of all GPCs</p>	<p></p> <p>Set 3 camera words</p>	<ul style="list-style-type: none"> • Automatic grapheme phoneme recognition • Blending for reading • Segmenting for spelling 	